

FY 2024 ANNUAL REPORT  
& FY 2025 WORK PLAN

# CAPITAL BIKESHARE



WE ARE  
**T&ES**

**Department of Transportation  
& Environmental Services**  
Mobility Services Division



# ABOUT CAPITAL BIKESHARE

Capital Bikeshare is the region's bikeshare program. Bike sharing is public transportation using bicycles, and cities around the world provide bike sharing systems as a transportation option for residents and visitors. The Capital Bikeshare system has continued to grow since its inception in 2010 and there are over 700 stations and over 6,000 bikes throughout the City of Alexandria, Arlington County, City of Fairfax, Fairfax County, City of Falls Church, Montgomery County, Prince George's County, and Washington, D.C. As of July 2024, there are 62 Capital Bikeshare stations in Alexandria. Users can pick up a bike in any part of the region and return it to any station. The program now offers e-bikes that can be found at stations or nearby bike racks.

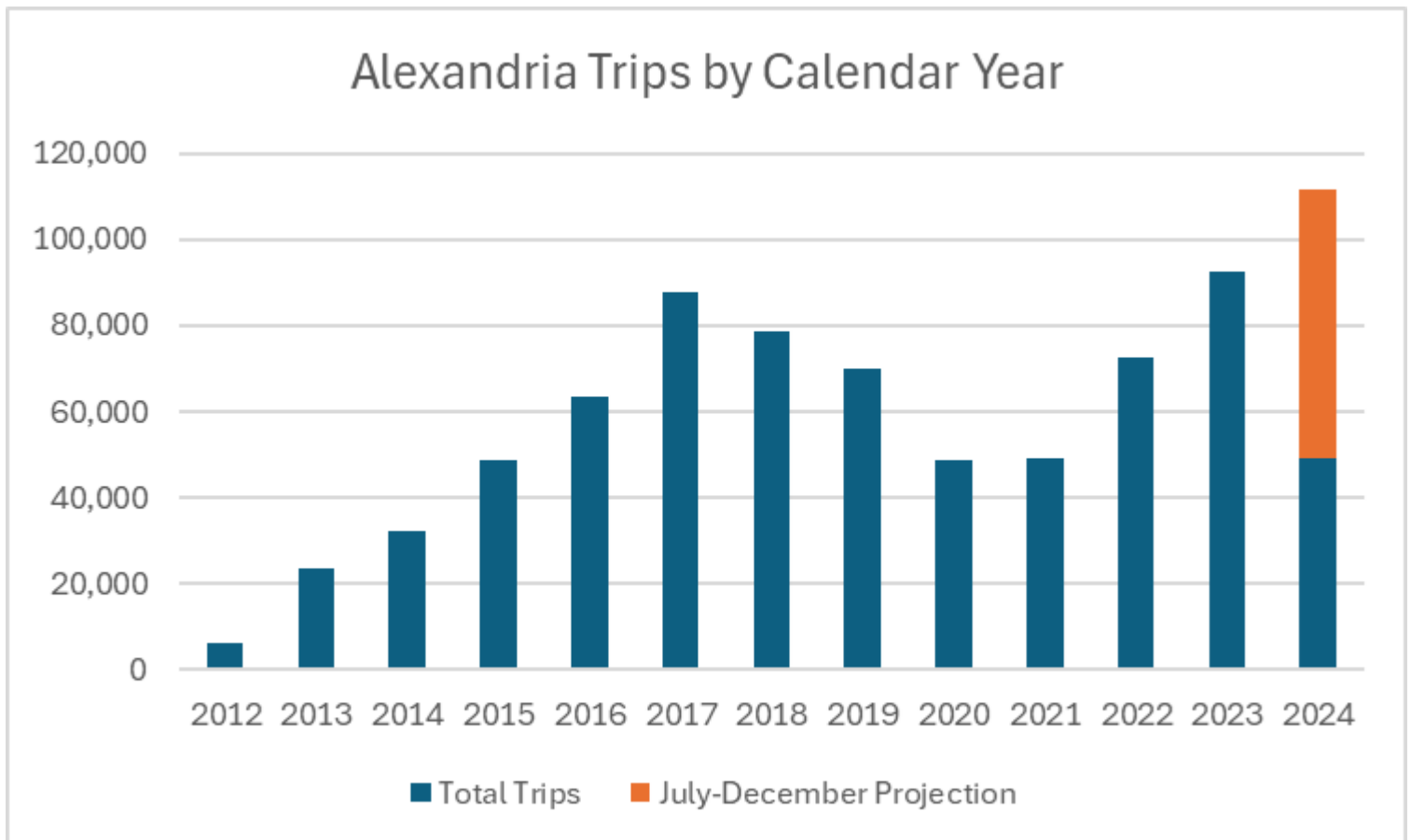
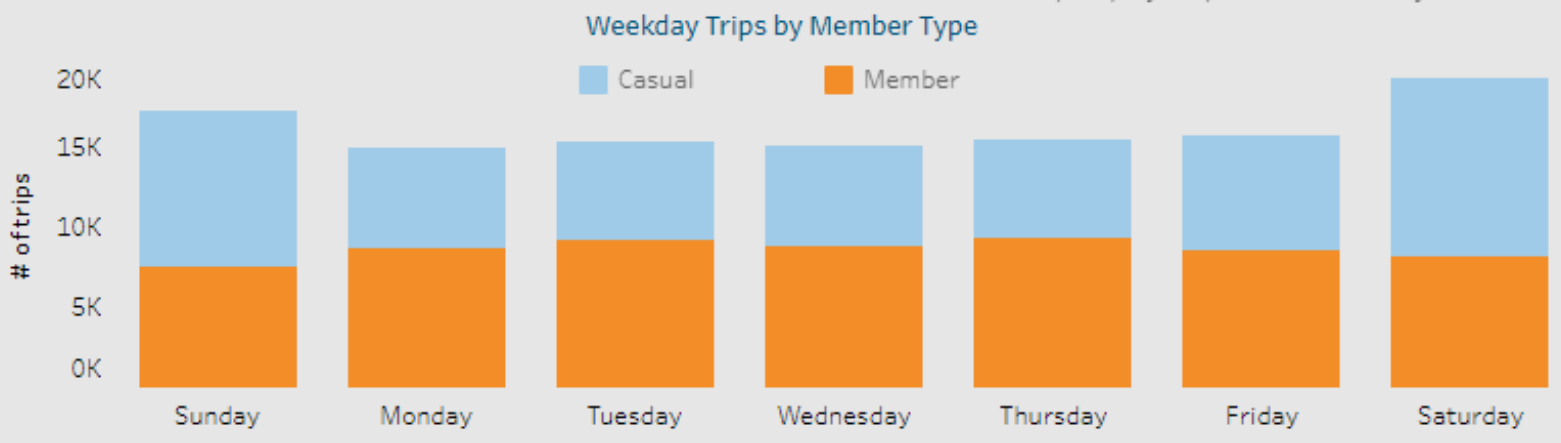
# FY 2024 MAJOR ACCOMPLISHMENTS

- The Capital Bikeshare system hit **record ridership numbers** systemwide and in the City in FY 2024.
  - **101,022 trip starts in FY 2024**, a 22% increase from FY 2023
  - The City hit its best performing month of all time in **June 2024 with 12,217 total trips, averaging 407 trips per day.**
  - Of the top 10 highest ridership months all time, seven were in FY 2024
- A new station was installed by the Potomac Yard Metro South Pavilion.
- **56 new Capital Bikeshare station maps** were updated and installed.
- worked with state to identify process to **replace 21 older stations.**
- The City purchased **60 new e-bikes.**



# FY 2024 KEY METRICS

- Average Trip Time - 27 Minutes
- Corporate Membership Purchases - 229
- Annual and Monthly Membership Purchases - 744

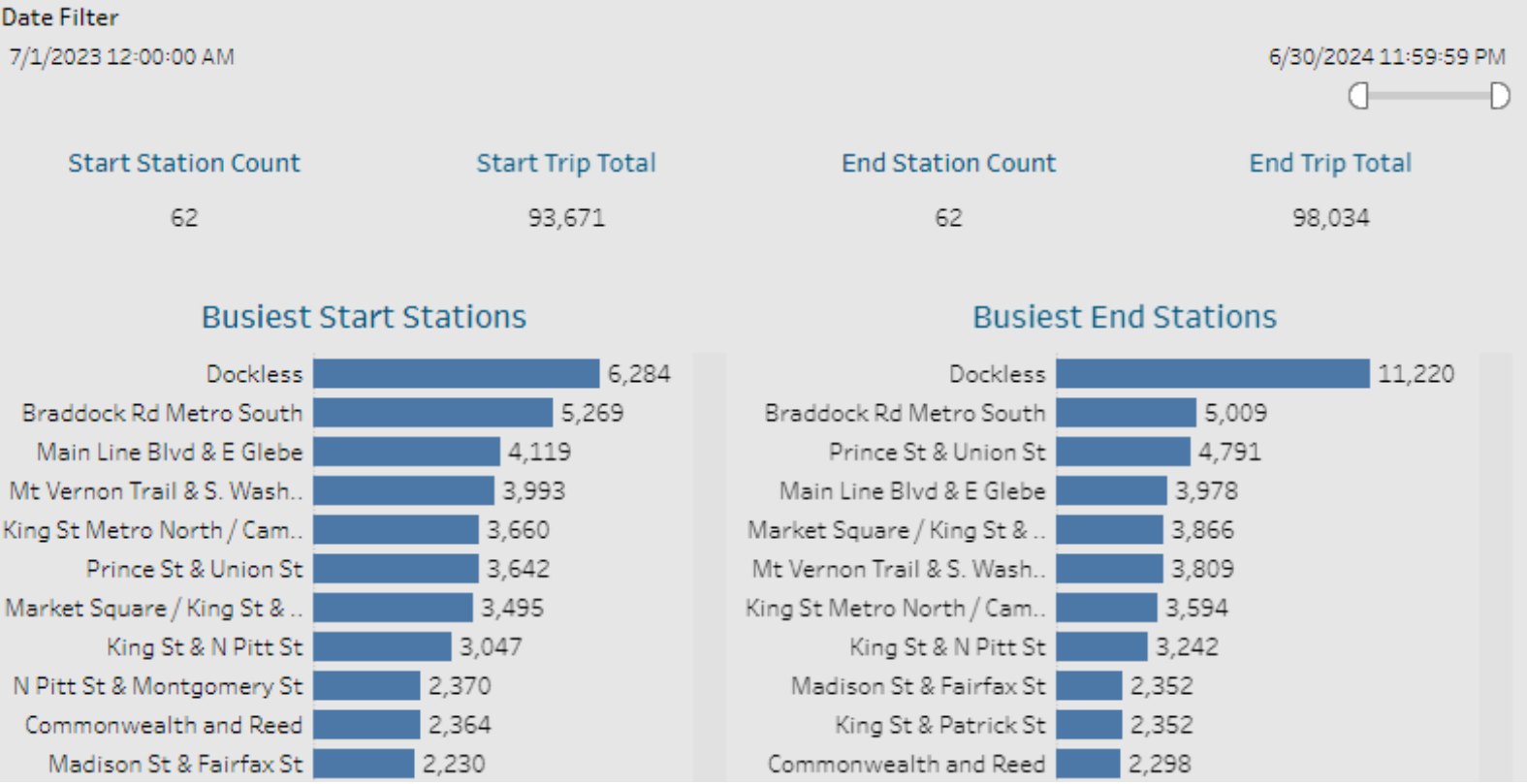




**Bikeshare stations with the highest total trips in FY 2024:**

1. Braddock Road Metro South
2. Main Line Boulevard & East Glebe Road
3. Prince Street & Union Street
4. Mount Vernon Trail & South Washington Street
5. King Street Metro North

More than **17,000 e-bike trips** started or ended in Alexandria outside of a station.

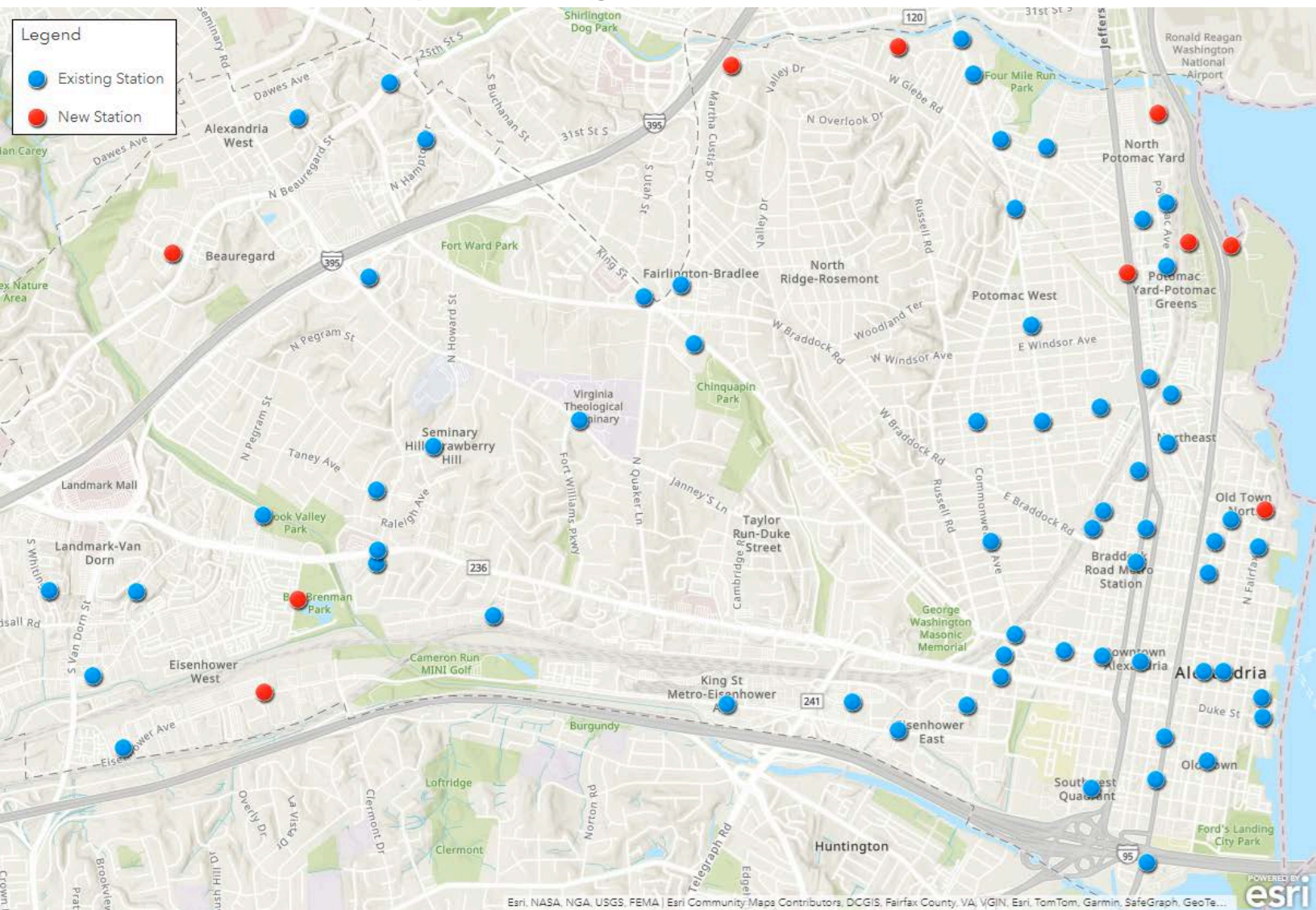


# FY 2025 MAJOR WORK OBJECTIVES

## Bikeshare Station Expansion

Per the Alexandria Mobility Plan, the City will purchase 10 new Capital Bikeshare stations to expand the system. Staff will use data, the Alexandria Mobility Plan, and public feedback to determine potential locations and work with the community on the station locations. New stations are anticipated to be installed in early 2025.

### Map of Existing and New Stations

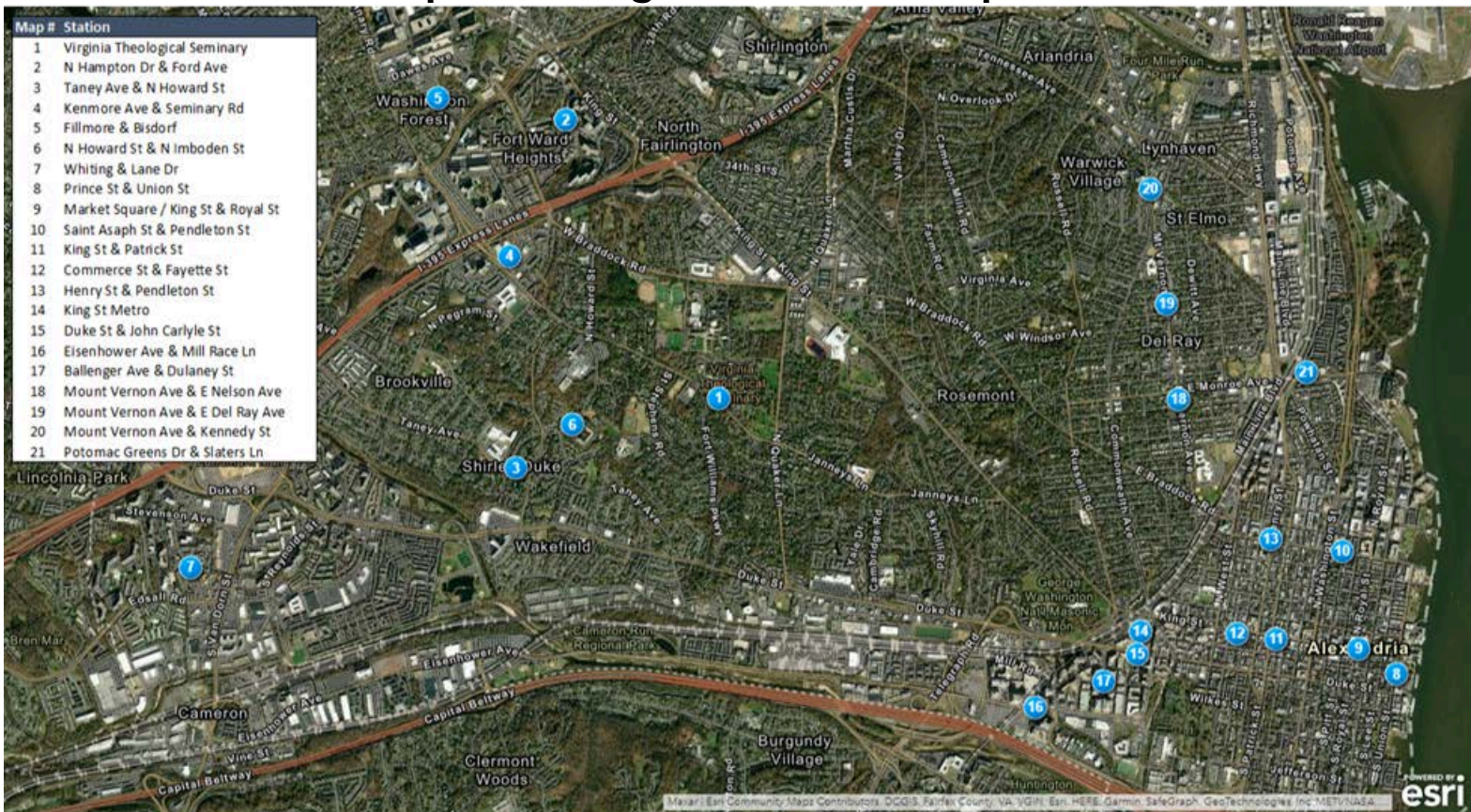


# FY 2025 MAJOR WORK OBJECTIVES

## Replacement Bikeshare Stations

The City will replace 21 Capital Bikeshare stations that have reached the end of their useful life with new and upgraded stations.

### Map of Existing Stations to be Replaced



# FY25 MAJOR WORK OBJECTIVES

## Complete Equipment Contract

With state support, the City has taken the lead on procuring a Buy America Act (BAA) compliant equipment contract that will be used by all Virginia-based jurisdictions in the Capital Bikeshare system. This contract will enable the City to purchase BAA-compliant bikes and stations with Federal Congestion Mitigation & Air Quality (CMAQ) funds.

## Expand Electric-Bike Fleet

Capital Bikeshare added a new e-bike model to the fleet in Spring 2023 that has seen very high ridership. The City purchased its first set of 60 e-bikes in 2024 and will continue to add e-bikes to the Capital Bikeshare fleet to expand transportation options for people in the City.

### Live Map of Bikeshare Stations

#### King St & N Pitt St

capital bikeshare · \$1.00 unlock, \$0.15/min (ebike) ⓘ

**4** classic | **3** ebikes | **8** open docks

Available ebikes

Bike ID	Est. range
...3535	32.4 mi
...0818	25.7 mi
...5347	20.6 mi

Last updated 9:22 AM





# ONGOING PROGRAM MANAGEMENT

## **Coordinate with New Development Projects**

The City will continue to coordinate with new developments to determine Capital Bikeshare contributions and station locations. Staff purchase and install new Capital Bikeshare stations near developments that have provide contributions to the program. Staff also manages the contributions that are provided for operations.

## **Streamline Contracts with Regional Coordination**

The City and other Capital Bikeshare member jurisdictions will work to streamline operations and maintenance contracts across the region and build tools to track compliance.

## **Data Management**

The City will update the public facing dashboard data tools and use the Capital Bikeshare data to make data driven decisions for new station placements and ensure operations and maintenance contract compliance.



# ONGOING PROGRAM MANAGEMENT

## Capital Bikeshare for All

Capital Bikeshare for All is the system-wide equity program that grants qualifying members annual membership for \$5 and unlimited 60-minute rides on classic bikes and e-bikes. In FY 2023, there were 32 Capital Bikeshare for All members in Alexandria. Staff will expand marketing and communications to promote the Capital Bikeshare for All program to increase awareness of the program as well as the e-bike benefits.

## Outreach and Engagement

City staff will work with GO Alex to promote usage and educate the community about the new Capital Bikeshare e-bikes and system as a whole. Staff will assist with the City's Capital Bikeshare corporate membership for employees and promote the program during major transportation events throughout the year.

## Regional Coordination

Staff participate in, and chair on a rotating basis, a Regional Coordination meeting with the eight jurisdictions in the Capital Bikeshare system to discuss ridership trends, marketing efforts, expansion plans, and new technologies in the industry.





# PROGRAM BUDGET: REVENUE

Source	Prior Years	FY 24	FY 25	FY 26	FY 27	FY 28
Federal Funds (CMAQ)	\$1.9m	\$610k		\$410k		
Developer Contributions, Operations	\$470k	\$50k	\$50k	\$50k	\$50k	\$50k
Developer Contributions, Capital	\$750k	\$50k	\$50k	\$50k	\$50k	\$50k
GO Alex Fund	-	\$50k	\$50k	\$50k	\$50k	\$50k



# PROGRAM BUDGET: EXPENDITURES

Source	FY 23	FY 24	FY 25	FY 26	FY 27	FY 28
Operating and Maintenance	\$960k	\$1.01m	\$1.43m	\$1.51m	\$1.58m	\$1.7m
Additional Stations (9) and Bikes			\$680k			
Replacement Stations, bikes and e-bikes			\$1.2m (21 stations)	\$1m (15 stations)		
E-Bike Purchases		\$225k				



# RESOURCES & PARTNERS

- [Capital Bikeshare Website](#)
- [City of Alexandria Capital Bikeshare Program Website](#)
- [Capital Bikeshare Dashboard](#)
- [FY 2023 Annual Report & FY 2024 Work Plan](#)



## CITY OF ALEXANDRIA CAPITAL BIKESHARE DASHBOARD

Date Filter

7/1/2023 12:00:00 AM

6/30/2024 11:59:59 PM



Station Filter

(All)

Total Trips

113,628

Total Trip Time

3,058,020 minutes

Start Trip Total

93,671

End Trip Total

98,034

Average Trip Time

26.9 minutes

Trip Description Frequency

Starts and ends in Alexandria



Starts in Alexandria, but ends outside the City



Ends in Alexandria, but starts outside the City



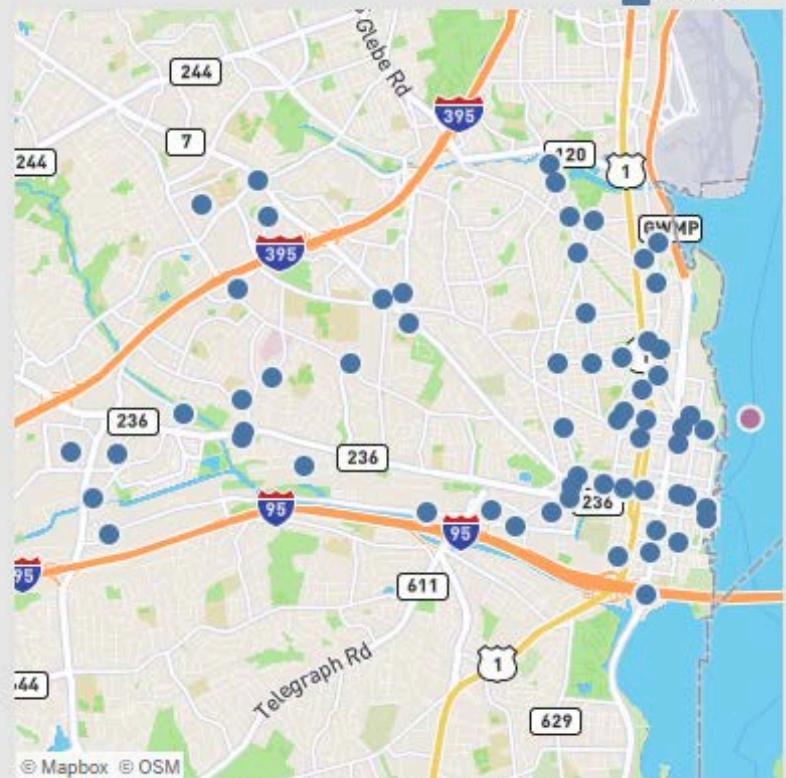
0K 20K 40K 60K 80K

# of Trips

Station Map

Dockless

Station



\*Map displays trip start station only